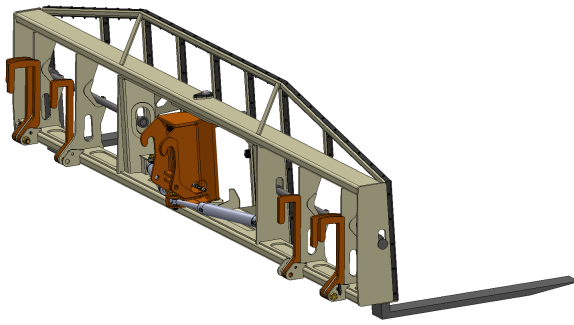


InnovaTech Wide Swivel Carriage

ATTACHMENT USE & SAFETY

WSC-1220B



Safety

Safety risks may be minimized by the exercise of intelligence, care, and common sense. All operators of this attachment must be competent and careful operators, physically and mentally fit, and thoroughly trained in the safe operation of the attachment and the handling of the loads. Serious hazards are overloading, instability, obstruction to the free passage of the load, collisions with objects or pedestrians, poor maintenance, and use of equipment for a purpose for which it was not intended. Mitigate or eliminate these hazards when using this attachment.

Overview

The Wide Swivel Carriage is a telehandler fork attachment to expand the load distribution on wide loads. It is also fitted with beam or square tube hooks for secure transport and placement of tube steel.

Specifications

Dimensions

Length 6 ft 6 in
 Fork Length 4 ft 9 in
 Max Fork Width (outside to outside) 19 ft 6 in
 Width 20 ft 2 in
 Height 4 ft 6 in

Weight and Capacity

Empty Weight (EW) 3,486 lbs
 Max Capacity 12,000 lbs
 6" Tube Hook Capacity 2,000 lbs/ea (4,000 lbs/set)

4" Tube Hook Capacity ... 2,000 lbs/ea (4,000 lbs/set)
 3" Tube Hook Capacity ... 2,000 lbs/ea (4,000 lbs/set)
 Swivel Range ±55°, 110° Total

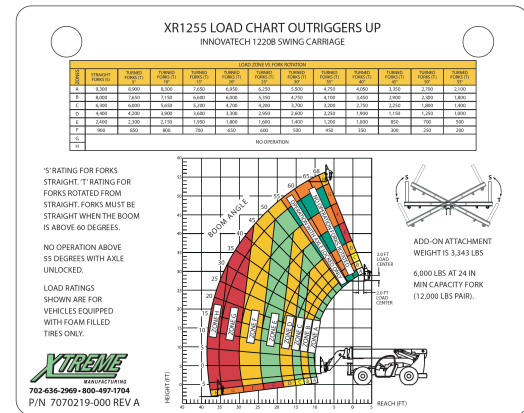
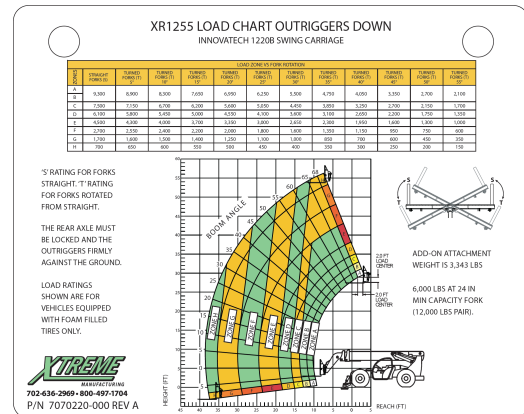
Telehandler Compatibility

Carriage B

Maintenance

Lube High-Viscosity Grease

Load Charts



Product Use

Pre-use Inspection:

Inspect the Wide Swivel Carriage before each shift. Inspect for the following:

1. Structure: Inspect welds and parent metal for cracks or deformation.
2. Fork Slide Bar: Check fork slide bar end connections and pins. Check lubrication.

Innovatech Manufacturing
 4360 N WECCO Rd
 Cedar City, UT 84721
<https://innova.tech>

INNOVATECH
 ENGINEERED TO DO MORE.

WSC-1220B

WSC1220B-MNL01-R02

- Labels and Decals: Ensure attachment has permanently affixed and legible identification markings that indicate the capacity. Replace any decals or labels that have been damaged or are missing.

Attachment Use:

Follow telehandler instructions for connection to attachment.
Follow telehandler load chart specific for the Wide Swivel Carriage.

Be aware of the expanded width and make appropriate accommodations. Use a spotter when visibility is limited by load.

Hook Use:

Use hooks in matching pairs according to the size of the tubing or structure being lifted. Pull pin and swing selected hook down to operate. Re-secure pin to prevent free-swing of other hooks. Pin hooks out of the way when not in use.

Transport and Storage:

Stabilize and secure the attachment when loading for transport. Store attachment in a manner to prevent exposure to contaminants or corrosive agents.

Maintenance

Grease weekly.

Main Swivel (top and bottom)	5x
Hydraulic Ram (each end)	2x
Fork Slide Bar	As Needed

At least every six months inspect the framework for cracks in welds and parent metal. Inspect bushings for pin slop and loose cylinders.

The frequency of inspections and maintenance must be increased as necessary when the equipment is used in a harsh or hostile environment, if it is used with increased frequency, or if it is used in a severe manner.

Do not modify this attachment.

Labels and Decals

Manufacturer Plate.....	qty 1
Wide Swivel Carriage Large Decal	qty 1
Wide Swivel Carriage Small Decal	qty 2
WSC 1220B Decal	qty 2
Tube Hook WLL: 2000 lbs.....	qty 8
Struck-by Warning.....	qty 8
Shock Hazard Warning	qty 2
Hydraulic Injection Hazard Warning.....	qty 2
Crush Hazard Warning.....	qty 2

Document Information

Produced by: InnovaTech Manufacturing
Product: Wide Swivel Carriage Use and Safety Manual
Manual Product Code: WSC1220B-MNL-R02
Version: Second Revision
Production Date: July 14, 2023

This document is intended as a basic source of information on the safe use and maintenance of InnovaTech Manufacturing's Wide Swivel Carriage (WSC1220B). This document provides general information as well as specific warnings, instructions, and information that users of this attachment must read, understand, and follow.

This document is not intended as an all-encompassing safety "Rule." Instead, InnovaTech Manufacturing presents this information as a reference and guide only. It is the purchaser's and user's responsibility to identify specific safety hazards and determine proper procedures to prevent those hazards from inflicting injury.

Safety is paramount in the use of this attachment. A copy of this manual should be made available to all persons using this attachment. This manual is available online at <https://innova.tech>.

All information in this document is based on the latest product information at the time of publication. However, there may be design improvements from time to time so that photographs, text, and sketches in this document may not exactly match your product. InnovaTech Manufacturing's responsibility, financial or otherwise, for any consequences arising out of the use of this document or attachment is limited by our product warranty. The information contained herein is subject to change, and revisions may be issued to advise of such changes. InnovaTech reserves the right to make product changes at any time without obligation.

This document contains subject matter to which InnovaTech Manufacturing has proprietary rights. Recipients of this document shall not duplicate, use, or disclose information contained herein, in whole or in part, for any use other than training personnel on safe use and maintenance of this attachment.

If you have any questions or concerns about the content of this Wide Swivel Carriages Use and Safety Manual or, if you would like to request updated information, we want to hear from you.

Please contact us:
<https://innova.tech>
support@innova.tech

INNOVATECH MANUFACTURING
TECHNICAL PUBLICATIONS
4360 N WECCO RD
CEDAR CITY, UT, USA 84721

The InnovaTech Wide Swivel Carriage is protected under US Patent pending

©2023 InnovaTech Manufacturing. All Rights Reserved.